



Model 35400-Series

FLANGEMOUNT 4" BLOWER

FEATURES

- Tough Reinforced Plastic Housing
- Mounts To Any Flat Surface
- Slip-On Inlet Ducting Connection
- Efficient High Volume Air Flow
- Low-Current Draw
- Corrosion-Resistant Materials Throughout
- N.M.M.A. Type Accepted
- Meets USCG Regulations 183.410 and ISO 8846 MARINE for ignition protection.
- Complies with ISO 9097 MARINE VARIATIONS

SPECIFICATIONS

Model	Air Flow	Voltage	Amps	Fuse Size	Weight lb
35400-0000	250 CFM (7.0 m3/min)	12 Vdc (2.7 kg)	12	15A	6
35400-0010	250 CFM (7.0 m3/min)	24 Vdc (2.7 kg)	5.3	7-1/2A	6

INSTALLATION

INSTALLATIONS MUST MEET APPLICABLE SECTIONS OF TITLE 33, PART 183; SUBPART K, USCG VENTILATION REGULATIONS.

MOUNTING: Mount blower on flat bulkhead surface in highest part of compartment free from spray or deck wash. Cut dimension "B" hole in bulkhead and secure blower with washers and No. 10 screws (NOTICE: Tighten screws evenly to avoid flange damage). Use a suitable discharge fitting so that static pressure of blower will not be affected by change in wind direction. Route inlet ducting with as few bends as possible to lower 1/3 of the bilge compartment where vapors are likely to accumulate. Be sure ducting is positioned below top of engine stringers but not so low as to become submerged in bilge water. Locate pickup to take advantage of natural air flow direction.


NOTICE: Blowers should be mounted away from extreme heat (more than 130°F) to prevent distortion of blower wheel or housing.



Model 35400-Series

OPERATION:

See following warning placard statement:

	WARNING Explosion hazard. If pump is operated in an area containing flammable vapors, wire leads must be joined by insulated mechanical locking connectors. Loose or inadequate wire connections can spark resulting in an explosion. Property damage, injury or death can occur.
---	---

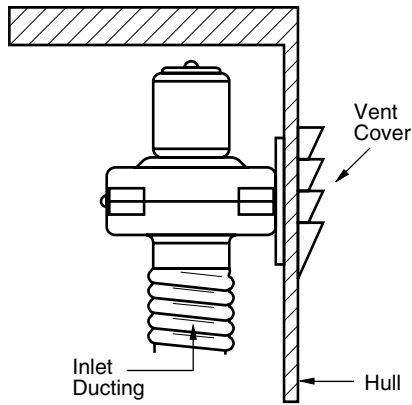
THE "WARNING" PLACARD SUPPLIED WITH BLOWER MUST BE MOUNTED ADJACENT TO ENGINE IGNITION SWITCHES (ALL LOCATIONS) TO COMPLY WITH TITLE 33, PART 183; SUBPART K, USCG VENTILATION REGULATIONS.*

Jabsco blowers are primarily intended for intermittent duty cycles such as evacuating fuel vapors from bilge areas. If desired, they also may be used for other general air circulation applications with longer duty cycles. However, when doing so, it should be noted that the maximum motor life is approximately 1000 hours. Therefore, the blower should only be used for applications if this length of service is acceptable.

For continuous duty applications Jabsco offers 35760 Series Blowers. Ask your Jabsco dealer for information.

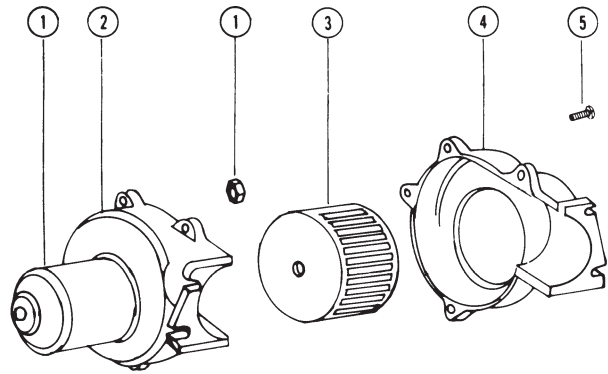
*Additional warning placards are available from factory by requesting form 43003-0418.

INSTALLATION DRAWING



WIRING: Use stranded copper wire. For lengths up to 25 feet (7,6m) from power source: Use 12 gauge wire for 12 volt and 14 gauge wire for 24 volt. Use larger wire for longer lengths. Use a 10 amp rated on-off switch in positive side of circuit (Model 44960-0002). Circuit must be protected with a fuse. Suggested fuse sizes are listed in the specification table.

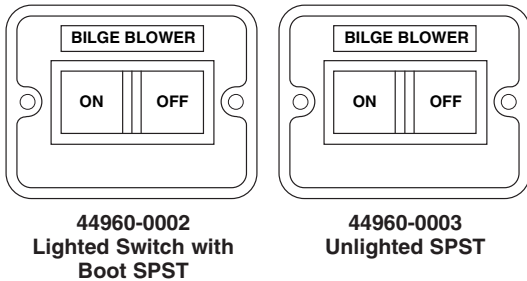
PARTS VIEW



PARTS LIST

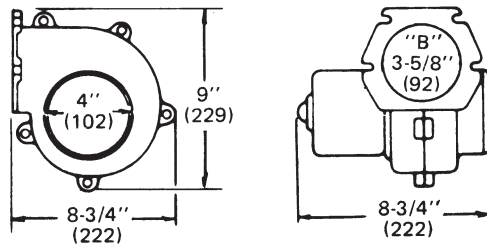
Key	Description	Qty.	Part Number
1	Motor Kit 12 Vdc 24 Vdc	1	18753-0320 18753-0321
2	Blower Housing	1	35706-0000
3	Blower Wheel	1	35714-0000
4	Blower Housing	1	35705-0000
5	Screw 8 x 5/8 SS Self	5	35508-0000

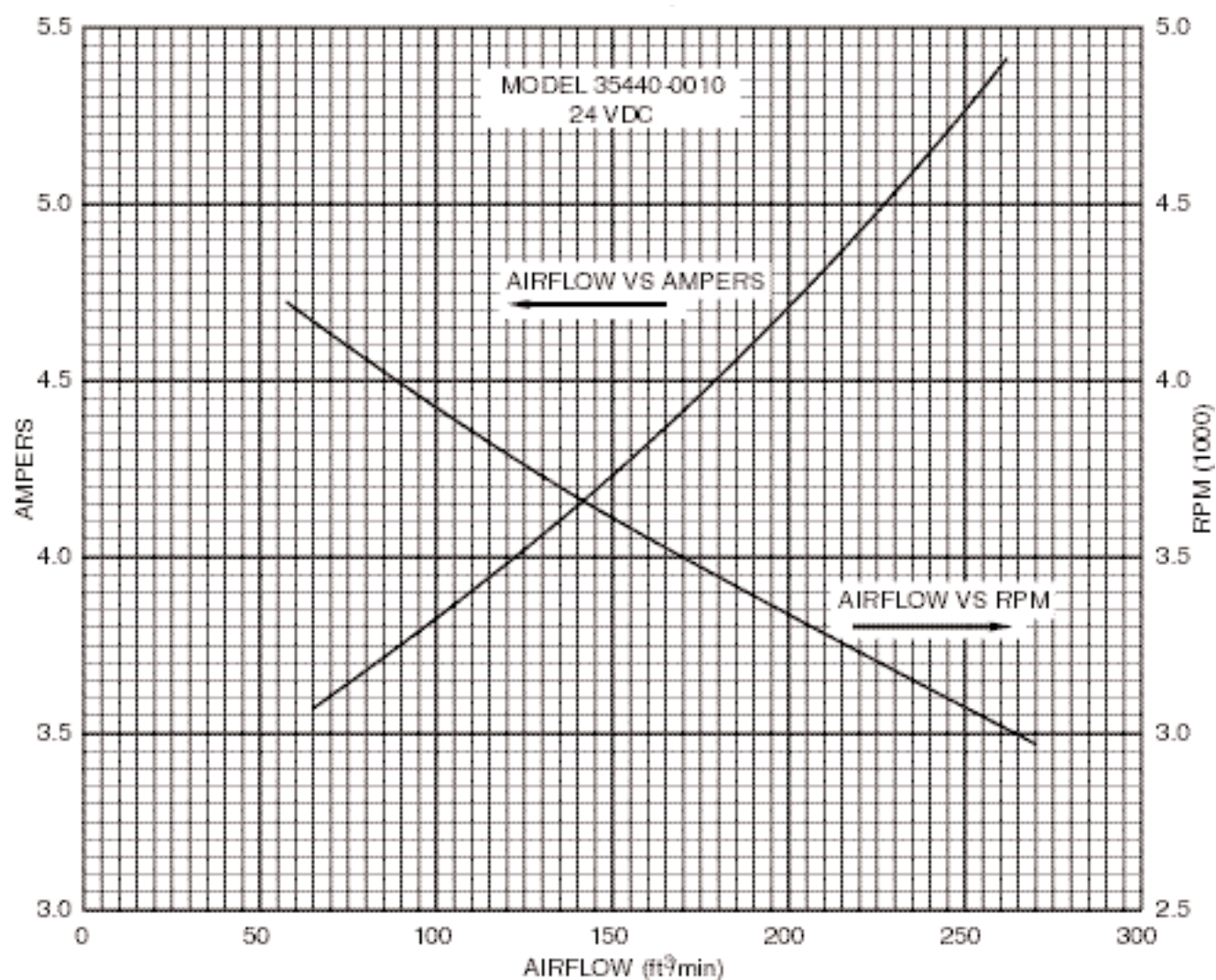
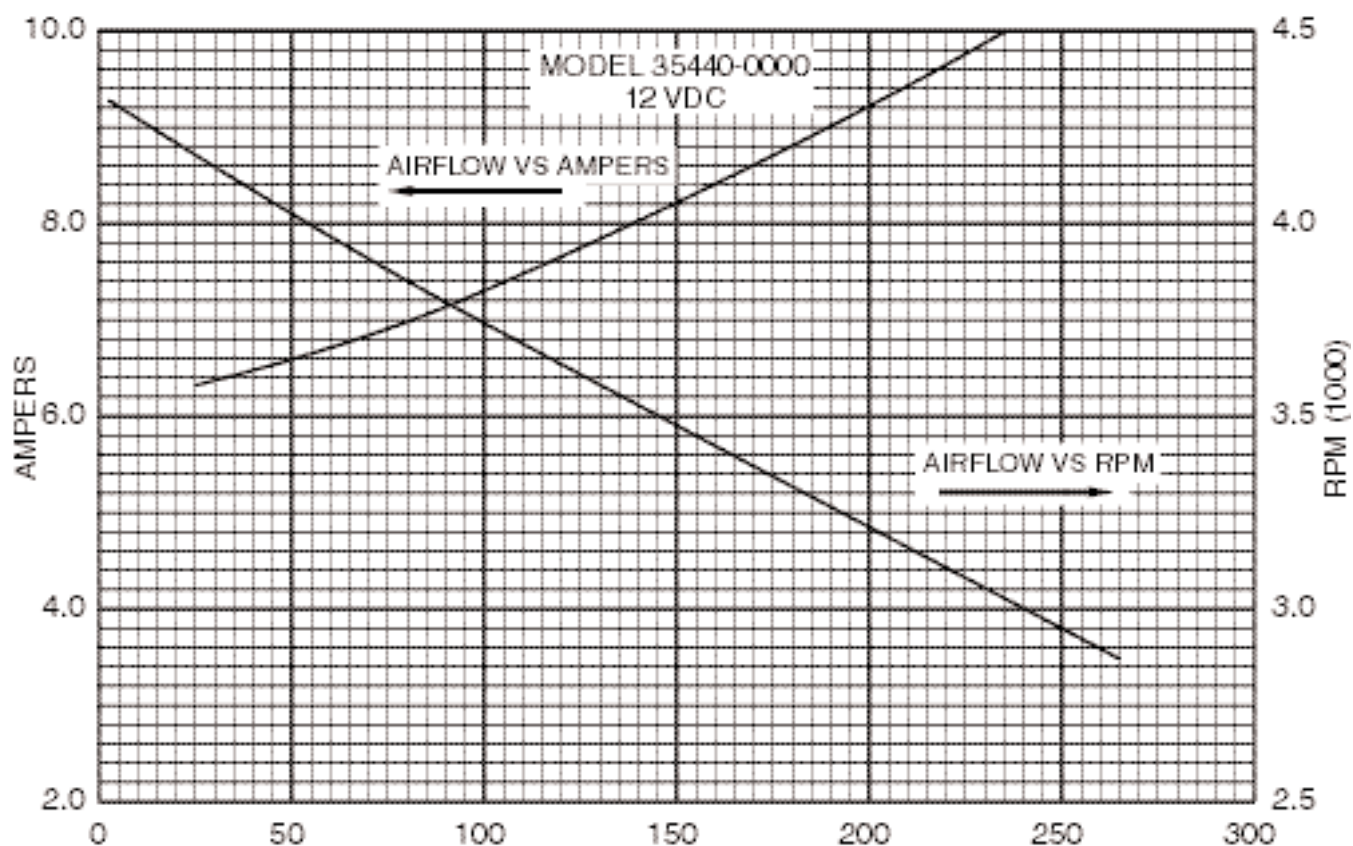
MARINE SWITCH PANELS



DIMENSIONAL DRAWING

Inches (millimeters)





ONE YEAR LIMITED WARRANTY

A. LIMITED WARRANTY:

JABSCO warrants that at the time of shipment, the products manufactured by JABSCO and sold hereunder shall be in conformity with applicable written specifications and descriptions referred to or set forth herein, free from defects in material and workmanship, merchantable, and suitable for a particular purpose, provided such is implied by State law under the circumstances of this sale.

B. WARRANTY ADJUSTMENT:

1. JABSCO agrees to repair or furnish a replacement for, but not to remove or install, any product or component thereof which, within one (1) year from date of purchase, shall upon test and examination by JABSCO prove defective within the above warranty. Receipt verifying purchase date is required to obtain adjustment.
2. Buyer shall notify JABSCO of any defect within this warranty no later than ninety (90) days after the defect is discovered.
3. No product will be accepted for return or replacement without the prior written authorization of JABSCO. Upon such authorization, and in accordance with instructions from JABSCO, the product will be returned to JABSCO, shipping charges prepaid by Buyer. Products returned to JABSCO will be addressed as follows:

JABSCO
20 Icon

Foothill Ranch, California 92610

Or to such alternate locations as may be designated on the product, its container, or this sheet.
Repair or replacement made under this warranty will be shipped prepaid to Buyer.

C. EXCLUSIONS FROM WARRANTY AND LIMITATION OF LIABILITY:

1. The foregoing warranty is limited solely as set forth herein and applies only for the period designated above.

2. JABSCO SHALL NOT BE LIABLE FOR ANY LOSS, DAMAGE, SPECIAL OR CONSEQUENTIAL DAMAGE OF ANY KIND, WHETHER BASED UPON WARRANTY, CONTRACT, NEGLIGENCE, OR STRICT LIABILITY ARISING IN CONNECTION WITH THE SALE, USE, OR REPAIR OF THE PRODUCT.
3. THE MAXIMUM LIABILITY OF JABSCO IN CONNECTION WITH THIS WARRANTY SHALL NOT IN ANY CASE EXCEED THE CONTRACT PRICE FOR THE PRODUCT CLAIMED TO BE DEFECTIVE OR UNSUITABLE.
4. This warranty does not extend to any product manufactured by JABSCO which has been subjected to misuse, neglect, accident, improper installation, or use in violation of instructions furnished by JABSCO.
5. This warranty does not extend to or apply to any unit which has been repaired or altered at any place other than JABSCO's factory, or by persons not expressly approved by JABSCO, nor to any unit the serial number, model number, or identification of which has been removed, defaced or changed.
6. Components manufactured by any supplier other than JABSCO shall bear only that warranty made by the manufacturer of that product.
7. This warranty applies to products defined as "consumer products" by the Consumer Product Warranties Act as from time to time amended.

D. CONSUMER RIGHTS:

This warranty gives you specific legal rights, and you may have other rights which vary from state to state. Some states do not allow exclusion or limitation of damages.

STANDARD WARRANTY: If the products manufactured and sold hereunder are not Consumer Products, the warranty extended to Buyer shall be as set forth in subparagraphs (A), (B), and (C), **EXCEPT THAT ALL EXPRESS OR IMPLIED WARRANTIES OR MERCHANTABILITY OR SUITABILITY FOR ANY PARTICULAR PURPOSE ARE EXCLUDED.**

Jabsco



ITT Industries
Engineered for life

THE PRODUCTS DESCRIBED HEREIN ARE SUBJECT TO THE JABSCO ONE YEAR LIMITED WARRANTY, WHICH IS AVAILABLE FOR YOUR INSPECTION UPON REQUEST.

U.S.A.
Jabsco
20 Icon
Foothill Ranch, CA 92610-3000
Tel: 949.609.5106
Fax: 949.859.1254

UNITED KINGDOM
Jabsco
Bingley Road, Hoddesdon
Hertfordshire EN11 0BU
Tel: +44 (0) 1992 450145
Fax: +44 (0) 1992 467132

CANADA
Fluid Products Canada
55 Royal Road
Guelph, Ontario N1H 1T1
Tel: (519) 821.1900
Fax: (519) 821.2569

JAPAN
NHK Jabsco Company Ltd.
3-21-10, Shin-Yokohama
Kohoku-Ku, Yokohama, 222
Tel: 045.475.8906
Fax: 045.475.8908

GERMANY
Jabsco GmbH
Oststrasse 28
22840 Norderstedt
Tel: +49-40-53 43 73 -0
Fax: +49-40-53 53 73 -11